

Dear children,

Summer is here, so are the holidays! We are sure that all of you will enjoy your holidays. We wish that you enjoy every minute of this long break with your family and friends.

We are giving you a variety of fulfilled activities and work, you can do during the noon-time.

Wishing all of you a very enjoyable and fun packed summer-break.

Important Instructions:-

- ① Summer break starts from _____
- ② Make a separate 3 in 1 holiday homework notebook.
- ③ Do your work neatly.

ENGLISH
FUN TIME

(Do Q1 and Q2 in this H. Homework sheet)

Q1 Circle the rhyming word for the pictures given and join with a line to the related picture.



loud

pencil



mouse

chest



car

hat

luck


goat

hair

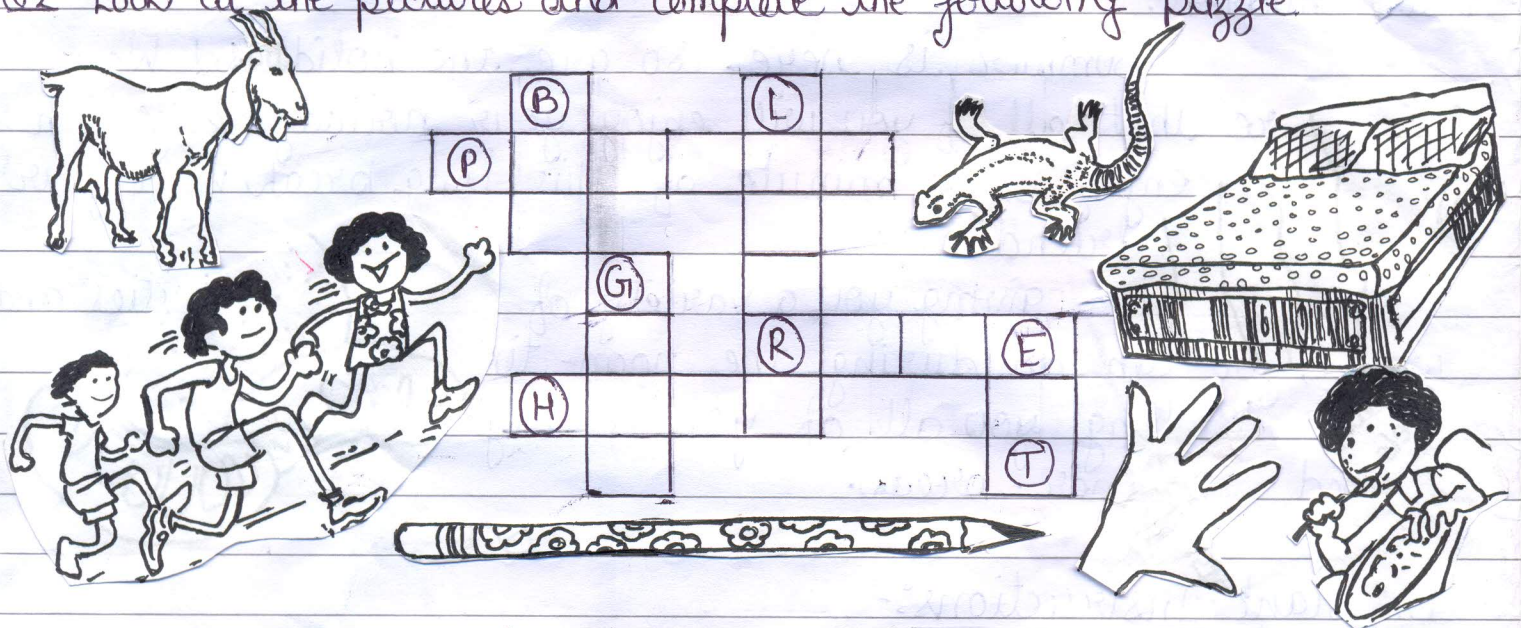


tall

chin



Q2 Look at the pictures and complete the following puzzle:-



Q3 Read 1-3 "Going for a morning walk".

- (a) Page no. 2 Comprehension question no. B
 (b) Page no. 27 Vocabulary questions no. A & B] Do in the book.

Q4 Learn the poem "The Ants Go Marching".

E.V.S

Q1 Read lesson no. 7 and 9 and Answer the following questions.

- (a) Write any 5 good habits to keep your body clean.
 (b) Write the name of various type of houses. (any 5)
 (c) Write the name of people who help us to make a house.
 (d) The house we live in must be clean. How do you keep your house clean?

Q2 Name two materials used by these people from the box.

Drill, wood, Pipe, Screw Driver, Paper,
 Fevicol, Bricks, cement, scale, Tap

a) Carpenter _____

b) Mason _____

c) Architect _____

d) Plumber _____

e) Electrician _____



Q3 Do "Formative Assessment" work on page no. 41, 47, 50, 54, 61, 62 in your E.V.S book.

CREATIVE CORNER

- ① Draw a beautiful chart on any one festival and decorate it with glitters, sparkles and decorative materials. (Use A3 size sheet)
- ② Make a poster on A3 size sheet
 - (a) Save Water - (Roll no- 1 to 10)
 - (b) Save tigers - (Roll no- 11 to 20)
 - (c) Save girl child - (Roll no- 21 to 33)

HINDI

प्र०1 नीचे दिए गए शब्द जाल में से पक्षियों के नाम ढूँढकर लिखिए।

चि	ड़ि	या	को	(1) _____	(5) _____
त	ची	न	य	(2) _____	(6) _____
बु	ल	बु	ल	(3) _____	(7) _____
स	तौ	ता	मौ	(4) _____	
क	बू	त	र		


प्र०2 पंचतंत्र की कहानियाँ, चंपक, नंदन जैसी पुस्तकें पढ़कर द्युष्टियों में हिन्दी पढ़ने का अभ्यास कीजिए।

प्र०3 जन्हें हाथों से ----

सामग्री :- पुरानी पत्रिकाएँ, पुराने बटन, आइसक्रीम स्पून, फेवीकोल दियासलाई के खाली डिब्बे


विधि :- बच्चे अपनी कल्पना से इन चीजों से कोई एक चीज़ बनाएँ। जैसे :- नाव, चिड़िया, मछली, बत्ख, बंदर आदि। बनाई गई चीज़ पर पाँच वाक्य लिखें।

प्रश्न दिए गए चित्र के आधार पर प्रश्नों के उत्तर लिखें।



क) चित्र में कितने मौसम दिखाए गए हैं?
30

ख) चित्र 1 में कौन सा मौसम दिखाया गया है?
30



ग) दिए गए शब्दों से वाक्य बनाइए।
क) छाता -

ख) सूरज -

ग) बच्चे -

घ) किस मौसम में हम गर्म/ऊनी कपड़े पहनते हैं?

30



ङ) निम्न शब्दों के वचन बदलिए।

(I) लड़का -

(III) पत्ता -

(II) लड़की -

(IV) कपड़ा -

MATHS

Q1 Do 10-10 sums of 'Addition' (carry) and 'Subtraction' (borrow).

Q2 Complete the following:-

a) _____ is 1 more than 89.

b) 1 more than 800 is _____.

c) 96 is 1 more than _____.

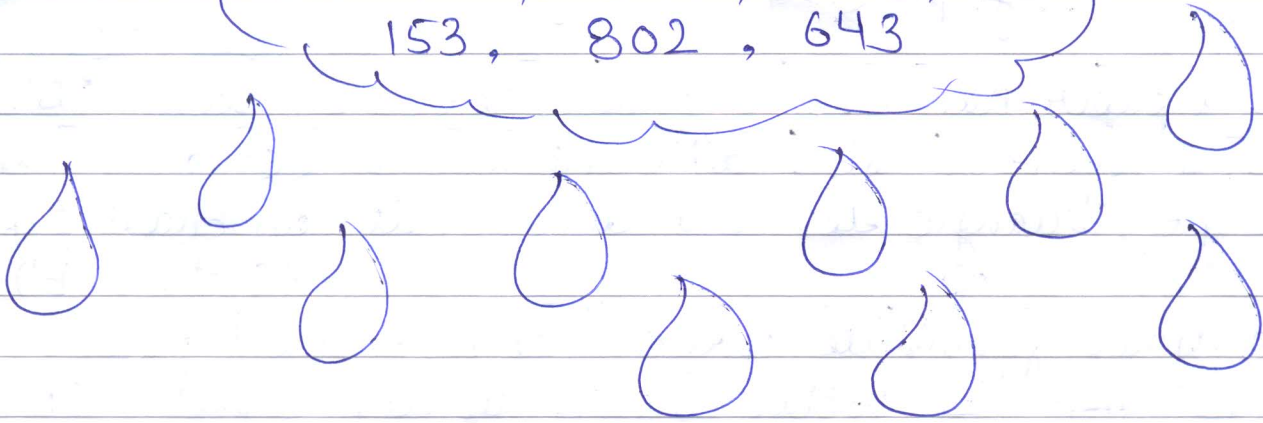
d) _____ is 10 more than 440.

e) 49 comes before _____.



Q3 From the cloud given below, write the numbers in the rain drops and colour odd numbers with yellow colour and even numbers with light blue colour.

246, 400, 594
145, 399, 728, 567
153, 802, 643



Q4 Match the stars with the same answer

$$\begin{array}{r} 59 \\ +23 \\ \hline \end{array}$$

$$\begin{array}{r} 44 \\ +36 \\ \hline \end{array}$$

$$\begin{array}{r} 43 \\ +37 \\ \hline \end{array}$$

$$\begin{array}{r} 18 \\ +37 \\ \hline \end{array}$$

$$\begin{array}{r} 17 \\ +38 \\ \hline \end{array}$$

$$\begin{array}{r} 44 \\ +38 \\ \hline \end{array}$$

MATHS LAB ACTIVITY

(any one)

Q5 Draw a chart (A3 size sheet) on different shapes.
(Square, rectangle, circle, triangle, cube, cuboid, cylindrical, conical)

OR

Make a beam balance. (For help refer your Maths book page no. 144)

- ① Make a wall hanging with waste material. (Section 'A')
- ② Make a pen stand with ice cream sticks. Decorate it to make it beautiful. (Section 'B')
- ③ Make a photo frame using ice-cream sticks or CD. Paste your photograph (Post card size) and decorate it. (Section 'C')
- ④ Make a paper handbag and decorate it. (Section 'D')
- ⑤ Make a scenery using different shapes (square, oval, rectangle, triangle etc.) and decorate it (on chart paper) (Section 'E')
- ⑥ Make your favourite cartoon on half chart paper. Cut it and fill poster colours in it. (Section 'F')
- ⑦ Make an animal mask using paper plate (Section 'G')

COMPUTER

Collect 5 pictures of different parts of the Computer and Paste them in your computer notebook.