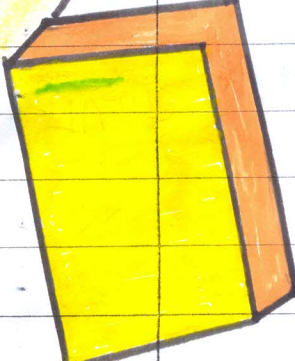


MATH

- 
1. Make a pocket diary of tables from 2 to 10. Use your creativity to make it attractive and colourful. Use it everyday to learn tables.
 2. Learn and write number names. (1-30)
 3. Solve the given sums in the notebook.

$$\begin{array}{r} \text{i) } 32 \\ + 12 \\ \hline \end{array}$$


$$\begin{array}{r} \text{ii) } 12 \\ + 25 \\ \hline \end{array}$$

$$\begin{array}{r} \text{iii) } 27 \\ + 41 \\ \hline \end{array}$$

$$\begin{array}{r} \text{iv) } 29 \\ - 18 \\ \hline \end{array}$$


$$\begin{array}{r} \text{v) } 45 \\ - 32 \\ \hline \end{array}$$

$$\begin{array}{r} \text{vi) } 69 \\ - 21 \\ \hline \end{array}$$

- 
4. Represent the given data on A3 size sheet in the form of ordinal numbers and decorate it.

KNOW MORE ABOUT ME!

1. MY NAME -
2. No. of letters in my name -
3. No. of member in my family -
4. My age -
5. No. of brother & sisters -



1

2

3

